



# **WORKING TOGETHER ON HEALTH AND SAFETY**

Day Month 2016

Presenter

Event

**EVERYONE WHO GOES TO WORK  
COMES HOME HEALTHY AND SAFE**

**WORKSAFE**  
NEW ZEALAND | MAHI HAUHARU  
AOTEAROA

# WHAT TO EXPECT TODAY

- › Where our problems are
- › Work-related health and the Clean Air programme
- › Workplace transport
- › Lock out/ Tag out
- › Notifiable events
- › Absolutely Essential Toolkit
- › The Health and Safety at Work Act

# NEW ZEALAND HAS A PROBLEM

## Every week, on average...

- › 1 person dies at work
- › 15 people die from work-related diseases

## Each week...

- › 16 loved ones don't go home

# WE NEED A NEW WAY OF THINKING



'She'll be right'... But will she?

GETTING YOU HOME HEALTHY AND SAFE,  
THAT'S WHAT WE'RE WORKING FOR

# Northland

MANUFACTURING DATA: 1 JANUARY 2013 – 31 DECEMBER 2015

431

SEVERE INJURY  
CLAIMS

29,765

TOTAL NUMBER OF  
DAYS PAID OFF WORK



## Top 3 causes of severe injuries



BODY  
STRESSING

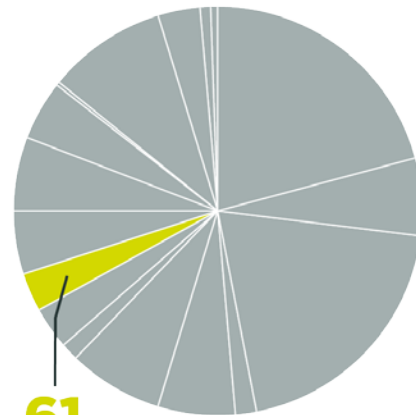


BEING HIT  
BY MOVING  
OBJECTS



FALLS, TRIPS  
AND SLIPS

## SERIOUS HARMS NOTIFIED TO WORKSAFE



61

NORTHLAND

1 FATALITIES

**WORKSAFE**  
NEW ZEALAND | MAHI HAUAMARU  
AOTEAROA

# Auckland

MANUFACTURING DATA: 1 JANUARY 2013 - 31 DECEMBER 2015

2,870

SEVERE INJURY  
CLAIMS

163,744

TOTAL NUMBER OF  
DAYS PAID OFF WORK



## Top 3 causes of severe injuries



BODY  
STRESSING

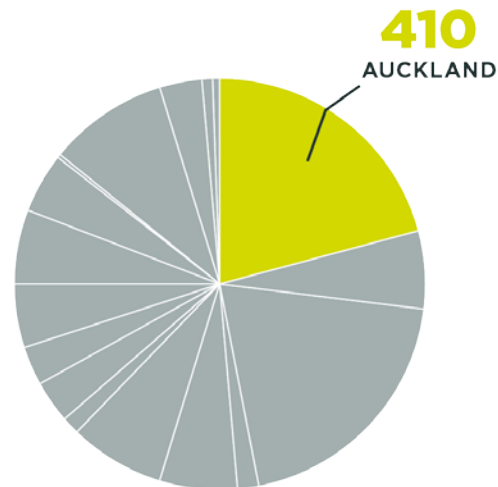


BEING HIT  
BY MOVING  
OBJECTS



FALLS, TRIPS  
AND SLIPS

## SERIOUS HARMS NOTIFIED TO WORKSAFE



FATALITIES

**WORKSAFE**  
NEW ZEALAND | MAHI HAUHARU  
AOTEAROA

# Waikato

MANUFACTURING DATA: 1 JANUARY 2013 – 31 DECEMBER 2015

1,225

SEVERE INJURY  
CLAIMS

66,759

TOTAL NUMBER OF  
DAYS PAID OFF WORK



## Top 3 causes of severe injuries



BODY  
STRESSING



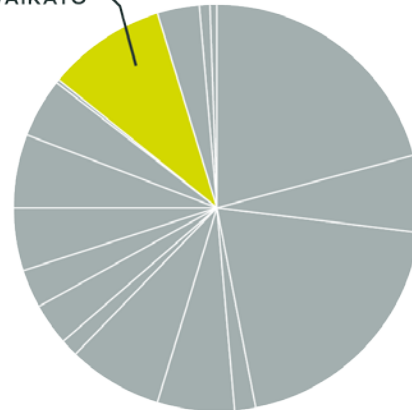
HITTING  
OBJECTS  
WITH A PART  
OF THE BODY



BEING HIT  
BY MOVING  
OBJECTS

## SERIOUS HARMS NOTIFIED TO WORKSAFE

187  
WAIKATO



FATALITIES

**WORKSAFE**  
NEW ZEALAND | MAHI HAUHARU  
AOTEAROA

# Bay of Plenty

MANUFACTURING DATA: 1 JANUARY 2013 – 31 DECEMBER 2015

690

SEVERE INJURY  
CLAIMS

42,289

TOTAL NUMBER OF  
DAYS PAID OFF WORK



Top 3 causes of  
severe injuries



BODY  
STRESSING

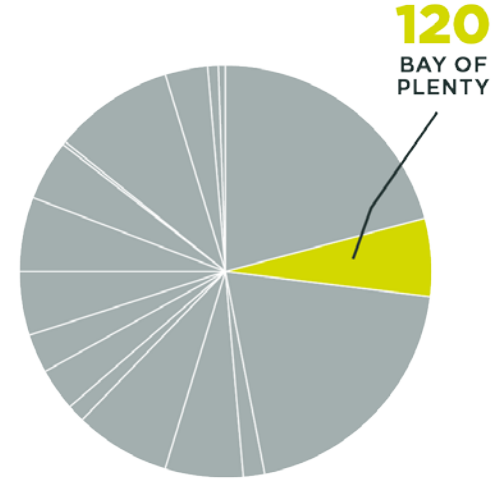


BEING HIT  
BY MOVING  
OBJECTS



HITTING  
OBJECTS  
WITH A PART  
OF THE BODY

SERIOUS HARMS NOTIFIED  
TO WORKSAFE



0

FATALITIES

**WORKSAFE**  
NEW ZEALAND | MAHI HAUAMARU  
AOTEAROA



# Hawkes Bay

MANUFACTURING DATA: 1 JANUARY 2013 - 31 DECEMBER 2015

1,073

SEVERE INJURY  
CLAIMS

71,419

TOTAL NUMBER OF  
DAYS PAID OFF WORK



## Top 3 causes of severe injuries



BODY  
STRESSING

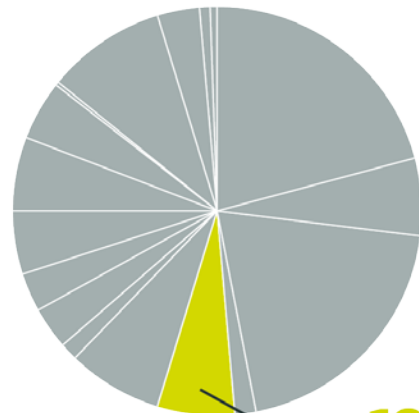


BEING HIT  
BY MOVING  
OBJECTS



HITTING  
OBJECTS  
WITH A PART  
OF THE BODY

## SERIOUS HARMS NOTIFIED TO WORKSAFE



124

HAWKES BAY



FATALITIES

**WORKSAFE**  
NEW ZEALAND | MAHI HAUHARU  
AOTEAROA

# Taranaki

MANUFACTURING DATA: 1 JANUARY 2013 - 31 DECEMBER 2015

## 455

SEVERE INJURY  
CLAIMS

## 27,638

TOTAL NUMBER OF  
DAYS PAID OFF WORK



### Top 3 causes of severe injuries



BODY  
STRESSING



FALLS, TRIPS  
AND SLIPS  
OF A PERSON

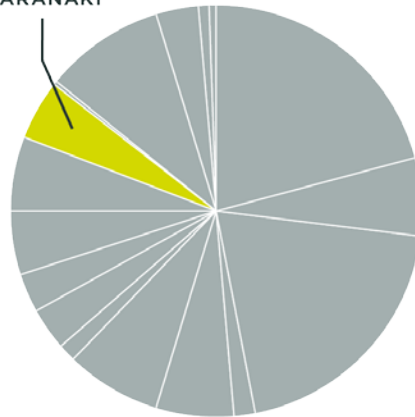


BEING HIT  
BY MOVING  
OBJECTS

### SERIOUS HARMS NOTIFIED TO WORKSAFE

## 90

TARANAKI



## 0

FATALITIES

**WORKSAFE**  
NEW ZEALAND | MAHI HAUAMARU  
AOTEAROA

# Manawatu

MANUFACTURING DATA: 1 JANUARY 2013 – 31 DECEMBER 2015

1,019

SEVERE INJURY  
CLAIMS

64,804

TOTAL NUMBER OF  
DAYS PAID OFF WORK



## Top 3 causes of severe injuries



BODY  
STRESSING

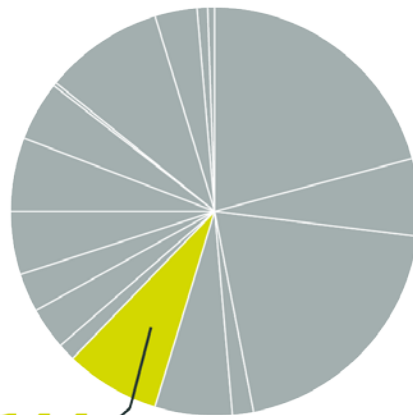


BEING HIT  
BY MOVING  
OBJECTS



HITTING  
OBJECTS  
WITH A PART  
OF THE BODY

## SERIOUS HARMS NOTIFIED TO WORKSAFE



144

MANAWATU

0

FATALITIES

**WORKSAFE**  
NEW ZEALAND | MAHI HAUAMARU  
AOTEAROA

# Wellington

MANUFACTURING DATA: 1 JANUARY 2013 - 31 DECEMBER 2015

653

SEVERE INJURY  
CLAIMS

41,156

TOTAL NUMBER OF  
DAYS PAID OFF WORK



Top 3 causes of  
severe injuries



BODY  
STRESSING

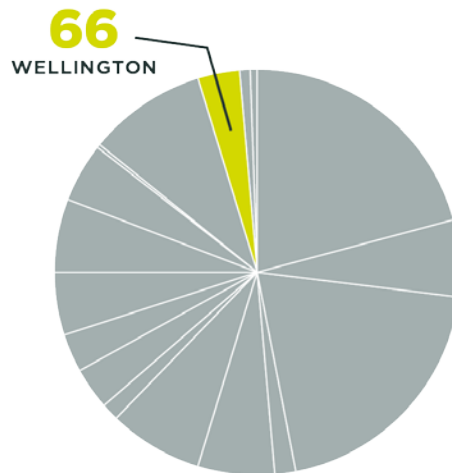


BEING HIT  
BY MOVING  
OBJECTS



FALLS, TRIPS  
AND SLIPS

SERIOUS HARMS NOTIFIED  
TO WORKSAFE



0

FATALITIES

**WORKSAFE**  
NEW ZEALAND | MAHI NAUMARU  
AOTEAROA

# Nelson/ Marlborough

MANUFACTURING DATA: 1 JANUARY 2013 - 31 DECEMBER 2015

538

SEVERE INJURY  
CLAIMS

35,560

TOTAL NUMBER OF  
DAYS PAID OFF WORK



Top 3 causes of  
severe injuries



BODY  
STRESSING

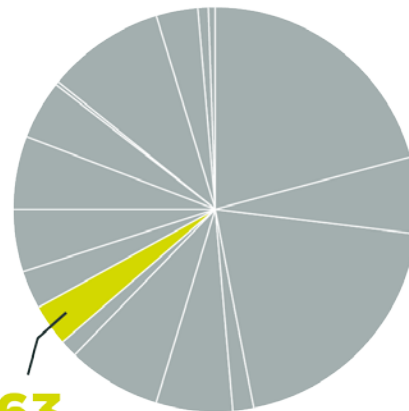


FALLS, TRIPS  
AND SLIPS  
OF A PERSON



BEING HIT  
BY MOVING  
OBJECTS

SERIOUS HARMS NOTIFIED  
TO WORKSAFE



63  
NELSON

0 FATALITIES

**WORKSAFE**  
NEW ZEALAND | MAHI HAUAMARU  
AOTEAROA

# Canterbury

MANUFACTURING DATA: 1 JANUARY 2013 - 31 DECEMBER 2015

2,599

SEVERE INJURY  
CLAIMS

158,896

TOTAL NUMBER OF  
DAYS PAID OFF WORK



**Top 3 causes of  
severe injuries**



BODY  
STRESSING

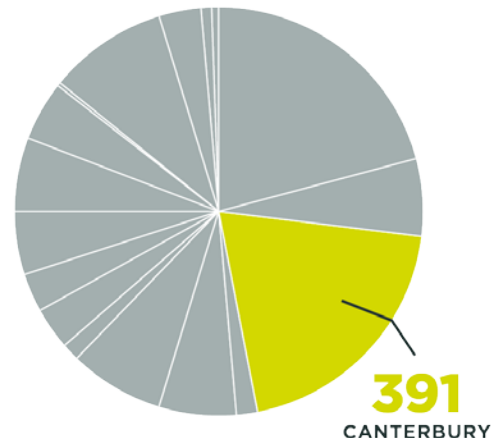


BEING HIT  
BY MOVING  
OBJECTS



FALLS, TRIPS  
AND SLIPS

SERIOUS HARMS NOTIFIED  
TO WORKSAFE



**1** FATALITIES

**WORKSAFE**  
NEW ZEALAND | MAHI HAUAMARU  
AOTEAROA

# Otago

MANUFACTURING DATA: 1 JANUARY 2013 - 31 DECEMBER 2015

## 555

SEVERE INJURY  
CLAIMS

## 33,708

TOTAL NUMBER OF  
DAYS PAID OFF WORK



### Top 3 causes of severe injuries



BODY  
STRESSING

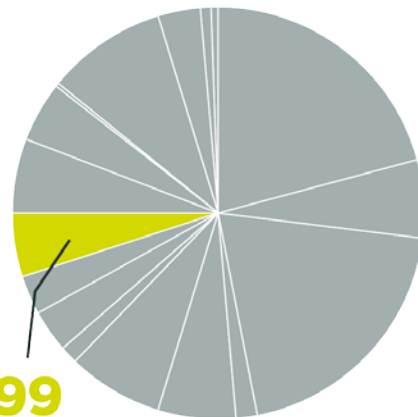


BEING HIT  
BY MOVING  
OBJECTS



FALLS, TRIPS  
AND SLIPS

### SERIOUS HARMS NOTIFIED TO WORKSAFE



**99**  
OTAGO

**0** FATALITIES

**WORKSAFE**  
NEW ZEALAND | MAHI HAUHARU  
AOTEAROA

# Southland

MANUFACTURING DATA: 1 JANUARY 2013 - 31 DECEMBER 2015

651

SEVERE INJURY  
CLAIMS

50,005

TOTAL NUMBER OF  
DAYS PAID OFF WORK



Top 3 causes of  
severe injuries



BODY  
STRESSING



HITTING  
OBJECTS  
WITH A PART  
OF THE BODY

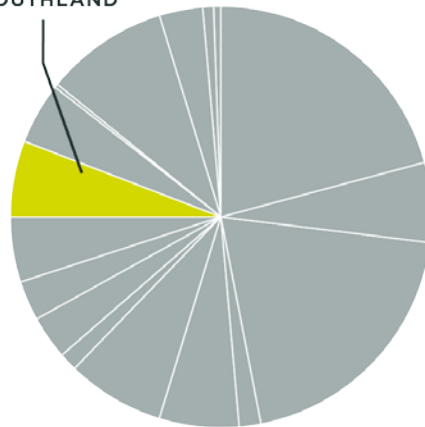


BEING HIT  
BY MOVING  
OBJECTS

SERIOUS HARMS NOTIFIED  
TO WORKSAFE

115

SOUTHLAND



1 FATALITIES

**WORKSAFE**  
NEW ZEALAND | MAHI NAUMARU  
AOTEAROA



# WORK-RELATED HEALTH

- › Manufacturing workers are 25 times more likely to die prematurely from breathing in harmful substances than from a workplace accident
- › 30,000 workers are hospitalised or have a compensation claim accepted by ACC for new work-related ill-health
- › WorkSafe's initial focus is on airborne contaminants

# CLEAN AIR PROGRAMME – WOOD DUST

- › Breathing in dust can cause:
  - › Occupational asthma
  - › Sino-nasal cancer
  - › Lung cancer
  - › Chronic bronchitis
  - › Coughs, colds, irritation
- › If you can see the dust, your exposure levels are already too high
- › There are multiple, easy ways to manage wood dust levels to reduce health risks

# CLEAN AIR PROGRAMME – WELDING FUMES

- › Health effects: Occupational asthma, COPD, hard metal respiratory disease, metal fume fever, cancer
- › Controls: engineering, elimination, minimisation – ventilation, fume control and RPE
- › WorkSafe inspectors will expect to see risk assessment, appropriate controls and health monitoring

# HEALTH MONITORING

- › Wellbeing programmes are NOT health monitoring programmes
- › This is a way of assessing if worker's health is being impacted on by their exposure to work risks
- › The new legislation has emphasised the greater need for health monitoring

# WORKPLACE TRANSPORT

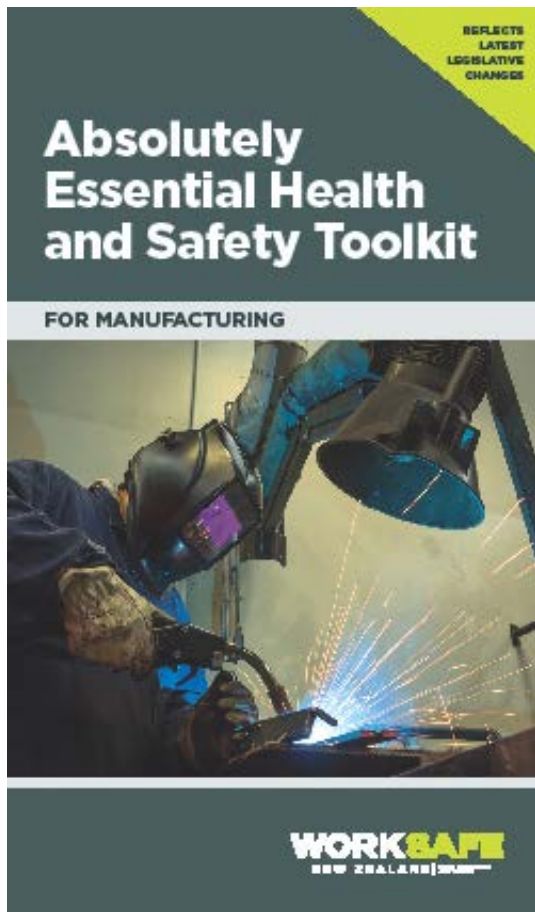
- › Vehicles at work continue to cause fatalities and severe injuries
- › Remember:
  - › Safe site
  - › Safe vehicle
  - › Safe driver

# LOCK OUT / TAG OUT



# NOTIFIABLE EVENTS

- › You must notify WorkSafe when certain work-related events occur:
  - Phone: 0800 030 040 (24/7)
  - Online via WorkSafe website
- › The notifiable event tool is on the WorkSafe website



# ABSOLUTELY ESSENTIAL TOOLKIT

*Identifies common and critical  
risks in manufacturing*



# HEALTH AND SAFETY AT WORK ACT

- › Ensures **everyone has a role to play**
- › Makes everyone's **responsibilities clear**
- › Focuses on **managing risk**
- › Requires those who create the risk to **control the risk**
- › Requires you to **engage with your workers** and **enable them to participate on an ongoing basis**
- › **Allows flexibility** in managing your health and safety risks

# YOU NEED TO KNOW...

- › What the **risks are** from your work
- › The **likelihood** of those risks occurring
- › The **degree of harm** that might result from those risks
- › Options to **eliminate** the risks
- › If they can't be eliminated, options to **minimise** the risks



## USE COMMON CONTROLS FOR COMMON RISKS

# BUSINESSES

## PCBUs



- › PCBU – **Person Conducting a Business or Undertaking** – is a broad concept that captures all types of modern working arrangements
- › A **business** – whether commercial or non-commercial – **is a PCBU**.
- › Note that **sole traders** and **self-employed** are PCBUs

# THE BUSINESS HAS PRIMARY RESPONSIBILITY

## PCBUs and Primary Duty of Care



A business must look after:

- › The health and safety of your **workers** and **any other workers** you **influence or direct**
- › The health and safety of **other people** at risk from any work you carry out
  - eg customers, visitors, public

# OFFICERS AND THE DUTY OF DUE DILIGENCE

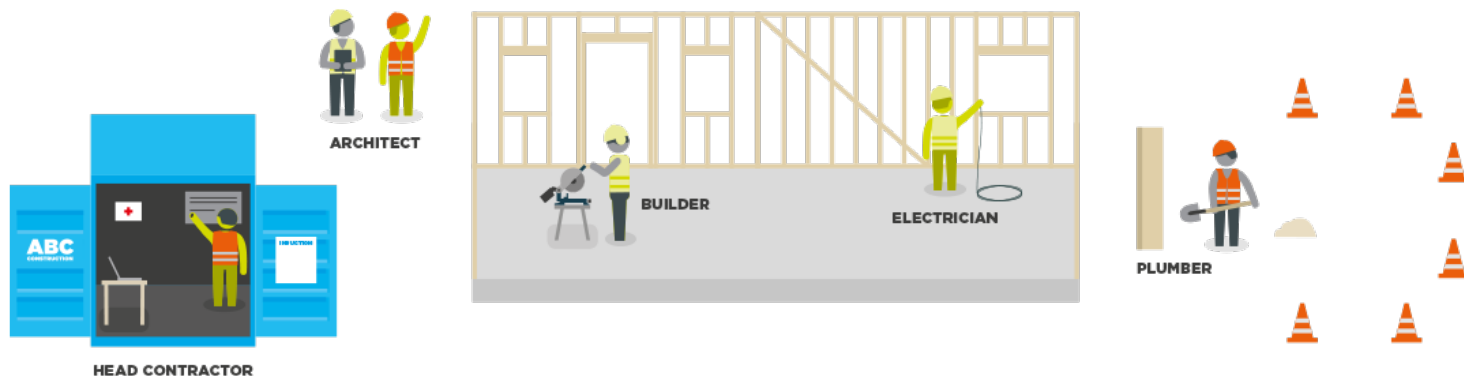


- › An **Officer** is a person who holds a very senior leadership position, and has the **ability to significantly influence the management** of a Business or Undertaking.
- › Includes:
  - Directors of a company
  - Partners in a partnership
  - Board members
  - CEO

# WORKING WITH OTHER BUSINESSES

## Overlapping Duties

- When the duties of two or more businesses overlap, they must **consult, co-operate** and **co-ordinate activities** to meet their health and safety responsibilities to workers and others.



# WORKERS' AND OTHERS' RESPONSIBILITIES



- › **Workers** and **Others** in a workplace must:
  - **Take reasonable care** for their own health and safety and that of others
  - **Follow** any reasonable health and safety **instructions** given to them by the business
- › and **Workers** must:
  - **Co-operate** with any reasonable business policy or procedure relating to health and safety in the workplace

# WORKER REPRESENTATION

- › **Any business** can have a Health & Safety Representative (HSR) or Committee (HSC)
- › HSRs **benefit business** and **workers** by providing:
  - A **clear, well known way** for workers to **raise issues** and **ideas**
  - **A voice for workers** who might not otherwise speak up about health and safety matters
  - **A link** between workers and management





WORKSAFE  
NEW ZEALAND

MANUFACTURING

REPORT AN INCIDENT

Search

WHY BE SAFE? QUICK GUIDE FACT SHEETS GUIDES YOUR QUESTIONS NEWS RESOURCES

GETTING YOU HOME  
HEALTHY AND SAFE,  
THAT'S WHAT WE'RE  
WORKING FOR

WorkSafe New Zealand is committed to helping  
make the manufacturing sector safer  
for everyone.

READ THE FACTSHEETS ▶

WHY BE SAFE?



### Why is site safety important?

- ▶ Manufacturing is vital to New Zealand's economy employing around 240,000 people. It represents around 10% of the New Zealand workforce but contributes to 21% of workplace severe injury claims.





0:00 / 1:00



**EVERYONE WHO GOES TO WORK  
COMES HOME HEALTHY AND SAFE**

**WORKSAFE**  
NEW ZEALAND | MAHI HAUMARU  
AOTEAROA